

# HAPPY SUMMER VACATION!

D.A.V PUBLIC SCHOOL, ROHINI

SUMMER HOLIDAY HOMEWORK 2024-25

## PRE-SCHOOL

Dear parents,

It's important to keep in mind that children won't necessarily remember the material things we give them, but rather the moments we share together. Summer break presents a perfect chance to bond with your child and aid in the development of their motor skills and focus. With this in consideration, our educators have crafted enjoyable worksheets for our young learners, encouraging them to review what they've learned while also engaging in activities that promote deeper understanding and critical thinking.



It is essential to channelize their energy with positive approach and in the right direction.

This will foster curiosity, develop creativity, enhance knowledge and instill the joy of learning among them.

**Happy learning during the holidays...!**

## *Guidelines for the Parents:*

1. Acknowledge and celebrate your child's achievements, no matter how small, to bolster their self-assurance. Involve them in activities like solving puzzles, building with blocks, and creating patterns.
2. Motivate children to communicate in English by encouraging them to speak simple sentences and words. Provide opportunities for them to read age-appropriate storybooks.
3. Share at least two meals a day with your child and discuss the significance of food, highlighting the efforts of farmers in its production.
4. Foster healthy lifestyle choices by minimizing the consumption of junk food. Always validate and address a child's emotions without dismissing them.
5. Exercise caution with your language, refraining from using words that you wouldn't want the child to repeat.
6. Disregard behavior that is irrelevant or inconsequential.

### *General Instruction: -*

The hard copies of all the work and activities must be compiled in the plastic folder .

## FUN TIME YOUNG CHEF

### *Mango Shake:*

Take chopped mangoes, add sugar and milk in a blender. Blend it well, pour it in glasses and garnish with dry fruit. Serve to the family members.

Note: -click your pictures as a **LITTLE CHEF** and take a Print out.



## Father's Day

There's an eternal bond that a child shares with his father. The way kids express their gratitude, love and affection towards their father is an important gesture. They feel this almost every day and by celebrating Father's Day they can convey these feelings in the purest form and expression.

To help the little ones express their love on Father's Day we have shared a link of a card. They can make the card and give it to their father on Father's Day. Follow the instructions make the card for your father.

Here is the link given below: -<https://youtu.be/nq5UA7iaDy0>

## ENGLISH



### ENHANCE LISTENING SKILLS

Read a bed time story with your child daily. It will orient your child towards reading books and listening to facts. Apart from that it will bring your child's unique style of self-expression and develop creative communication. After reading or watching, ask questions like

"Did you like the Story?", "Which was your favorites character?" etc.

Suggested Story Book Series:

- Pepper
  - Bruno
  - Bubbles
- Lady Bird(level-1)
  - Ramayana



#### MAGIC WORDS



### ENHANCE SPEAKING SKILLS

Effective communication abilities are essential for shaping children's personalities holistically. Let's inspire them to engage in conversations in English, facilitating their familiarity with the language. Introduce new English words to expand their vocabulary. Encourage them to respond to inquiries using complete yet straightforward sentences.

Encourage the consistent use of polite expressions such as "sorry," "thank you," "excuse me," and "please" in various scenarios.

**Do practice and recite the following rhymes daily:-**  
**Red colour rhyme, Yellow colour rhyme, blue color rhyme**

## **Use these sentences regularly:**

Ask: "How are you?" Answer: "I'm good."

Say: "Thank you." Say: "I'm thirsty. Can I have some water, please?"

Ask politely: "Please open/close my lunchbox/bottle."

Say: "I'm hungry. Can I have some food, please?"

Say: "I'm done with my work/food."

Ask: "Can I wash my hands, please?"



## **PERSONALITY DEVELOPMENT**

### **To inculcate 'Life skills':**

- Buttoning his / her shirt
- Packing his / her school Bags
- Eating on their own
- Tying his / her shoe laces
- Arranging shoes in the shoe rack
- Laying the table for lunch/dinner
- Using fork and spoon
- Filling the water bottle

### **To instill 'Social Skills':**

- Greeting with a smile when someone comes to the house
- Conversing with the visitors
- Answering the phone calls with a polite "Hello", also asking "May I know who is calling?"

## Encourage 'Personal Hygiene':

Brush your teeth two times each day.

- Comb your hair every day.
- Take a bath every day.
- Wash your hands before and after eating.
- Trim your nails and keep them clean.



### GROSS MOTOR      FINE MOTOR

- |  |  |
|--|--|
| <ul style="list-style-type: none"><li>• Jump</li><li>• Hop</li><li>• Swim</li><li>• Dance</li><li>• Run</li><li>• Skip</li><li>• Balance</li></ul> | <ul style="list-style-type: none"><li>• Mashing Potatoes</li><li>• Rolling Chapattis</li><li>• Shelling out peas</li><li>• Zipping and unzipping</li><li>• Buttoning and Unbuttoning</li><li>• Opening and closing the bottle cap / tiffin lid</li><li>• Turning pages of a Book</li><li>• Squeezing bath sponges</li><li>• Watering the plants using spray bottle</li></ul> |
|--|--|

## Sorting and Grouping: -

Mix a number of things, such as beads, buttons, rajma etc and ask the child to sort them according to the color/size/items.

## MATHS

**Numerical Ability:** - Help your child to memorize the phone numbers of the parents in an Innovative way.

- Motivate your ward to make comparisons between big/small and tall /short.

Show various objects enabling him/her to make out same/different objects.

Help your child to count the number of steps he/she takes to reach from the bedroom to:

- a) Kitchen
- b) Bedroom
- c) Balcony etc

Motivate the child to speak rote counting (1 - 10)



**EVS: -**



- To Recapitulate the topic Myself (lines already shared)
- **Project -WATER**

Scrapbook title: **"Water Wonders: Exploring the Many Uses of Water"**

To teach preschoolers about the importance and various uses of water in our daily lives, Encourage them to notice in their daily routine how water is used in various activities

Like "drinking," "bathing," "cooking," "watering plants," etc.

**Click your kid's pictures while doing such activities and paste it in scrap Book.**

- Lastly, Let the children decorate their scrapbooks with drawings, stickers, or any other embellishments related to water.







## Values We Nurture!

Getting kids to complete tasks of everyday living is important to their development. Helping your child to identify Their part of their daily routine is one step toward practicing independence and responsibility.

# DAILY CHORES




				1  DAY OFF	2 Set Table	3 Clean Room
4 Help with Dinner	5 Water Plants 	6 Clean Room	7 Make Bed	8 Dump Garbage 	9 Clean Room	10  DAY OFF
11 Pick Up Toys	12 Clean Room	13 Fold Your Clothes	14 Set Table	15 Clean Room	16 Help with Dinner	17 Water Plants
18 Clean Room	19 Make Bed	20  DAY OFF	21 Clean Room	22 Dump Garbage 	23 Pick Up Toys	24
25 Learn To Tie Shoelaces 	26 Set Table	27 Clean Room	28 Help with Dinner 	29 Water Plants	30 Clean Room	Fold Your Clothes


# worksheets

# Patterns


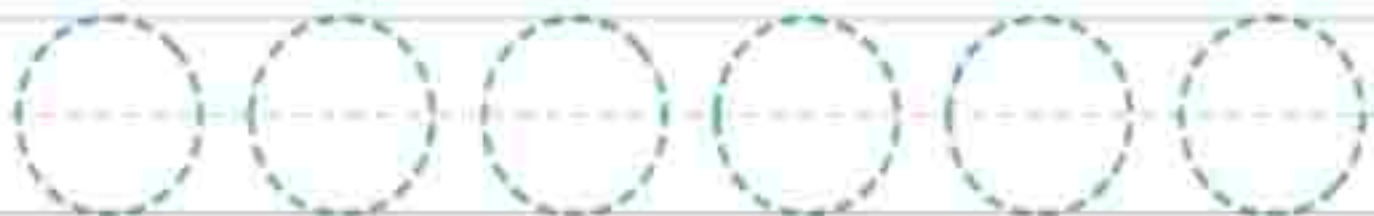
## HELP BEE, FIND HONEY



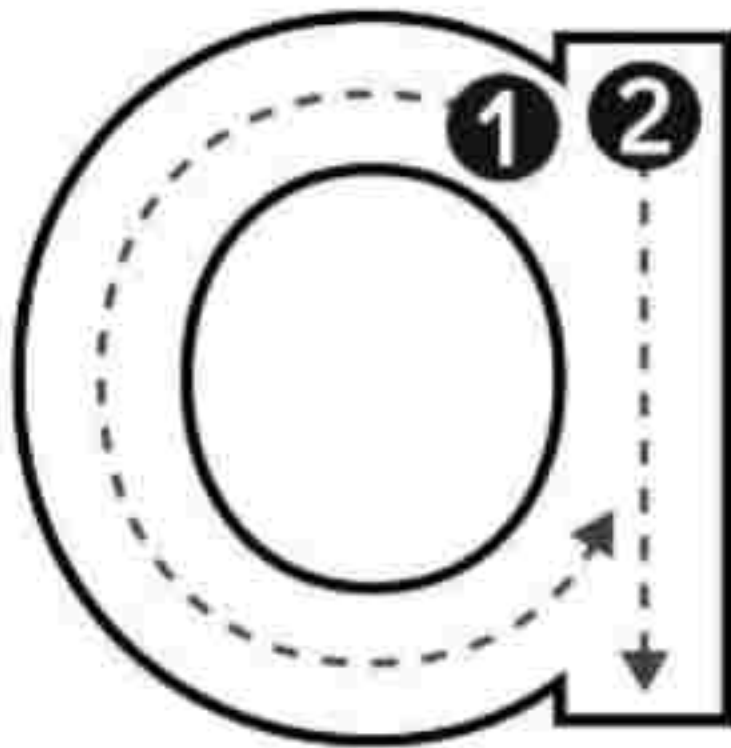
# JOIN THE DOTS




Trace the Pattern.



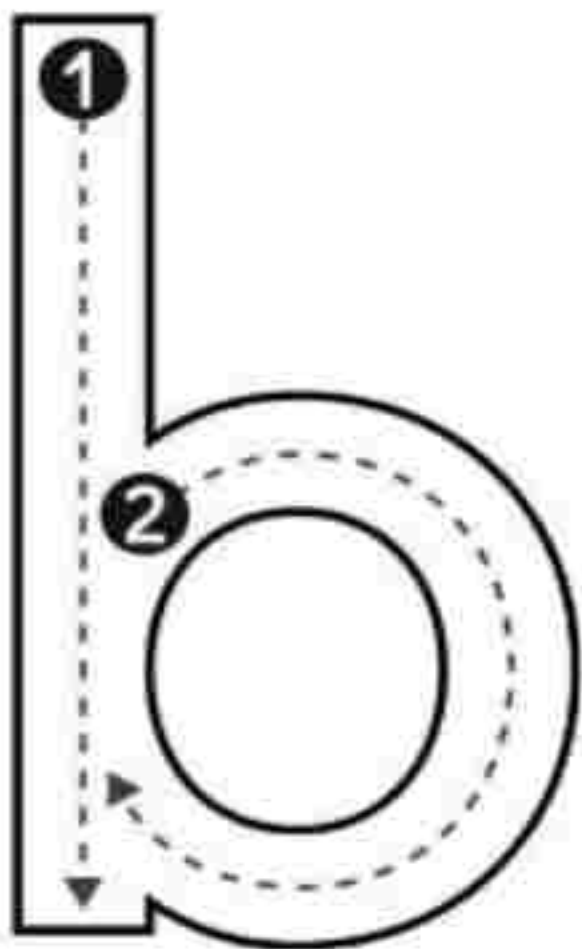
# Alphabet Tracing



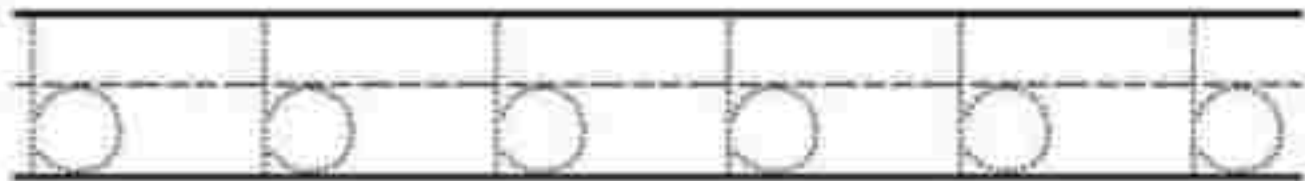
worksheetsworkbooks



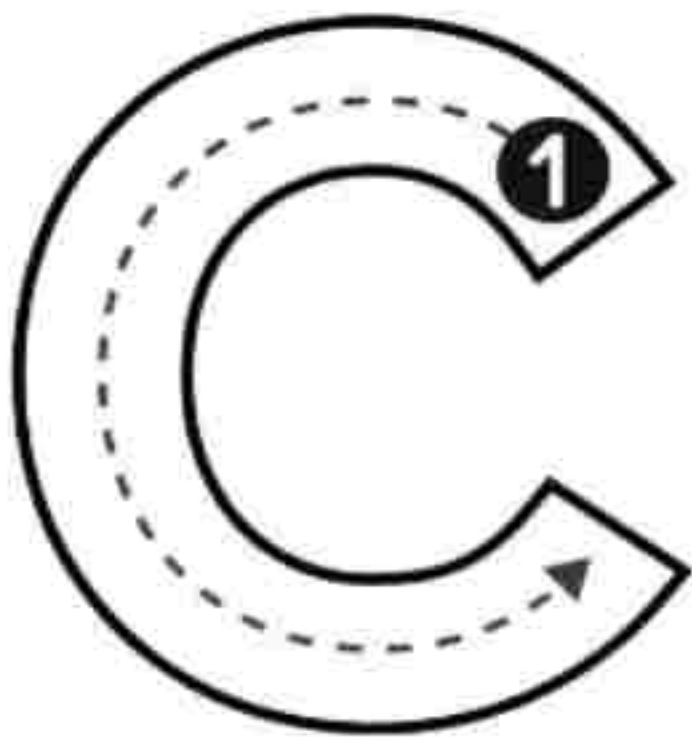
# Alphabet Tracing



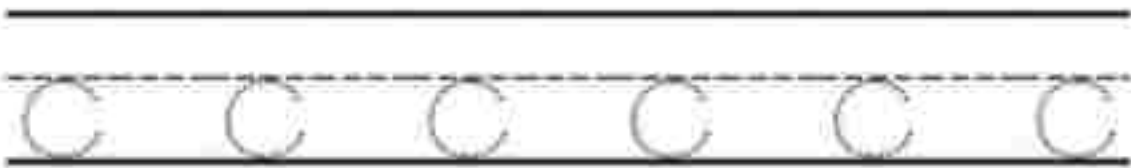
www.funfonix.com



# Alphabet Tracing



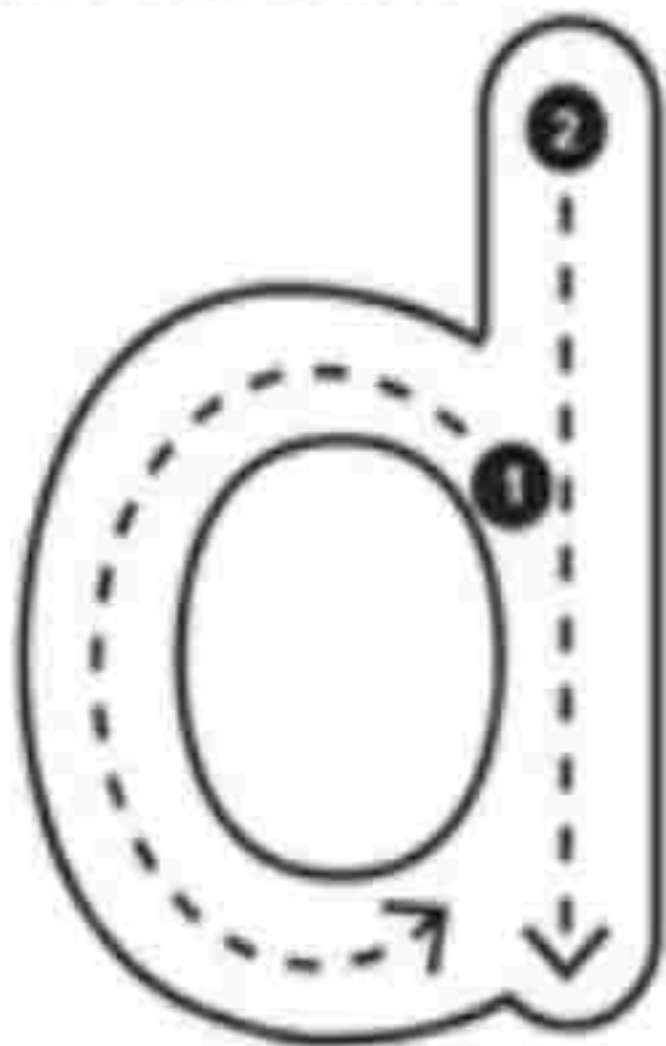
www.kidspedia.com






# Trace the letter

Follow The Lines and Trace the Letter




Trace the Lines And Practice The Letter






# BOY/GIRL

Are you a Boy or Girl? Colour the one you are.



# WATER

The Tap is open. Help the Meera reach the tap and close it.



## Memory Game

SPOT AND CIRCLE THE 5 DIFFERENCE AND  
DISCUSS WITH YOUR PARENTS



# Art & Craft



## Hand / Foot Prints

Draw any two forms of hand / foot printing



### For mom 'slovely toes '

#### Material required-

- 1 Two A-4 size sheet
- 2 Fevicol
- 3 Scissors
- 4 glitter sheet
- 5 Decorative material



**Procedure-** Make a cut out of slipper on an A-4 size sheet. Help your ward to do foot printing on the cutout and then decorate it to make lovely, shimmery slippers. You may use beads, glitters and stickers etc.

# INTERNATIONAL YEAR OF CAMELIDS 2024

Let's make some cute camel crafts! Camels are special animals with long necks and humps on their backs. There are two kinds of camels: the ones with one hump called dromedary camels, and the ones with two humps called Bactrian camels. Dromedary camels live in hot deserts in Africa and Asia, while Bactrian camels prefer cold deserts in places like Mongolia and China.

So, let's draw a camel face on the A-4 size sheet using your hand impression and glue cotton balls for the humps.





*Health*



& Nutrition

## OBSERVATION TRAY



Allow your child to explore up close vegetables, fruits, nuts and grains.

## SANDWICH MAKING


With the help of bread, fruits and vegetables make a sandwich. You can use jam, cream, chocolate etc.



## HEALTHY FACE

Take some vegetables and fruits. Cut them in various shapes and decorate the food





# MATHEMATICS

The word "MATHEMATICS" is written in large, bold, pink letters with a white outline and a drop shadow. The letters are integrated with illustrations of children: a girl with blonde hair is inside the 'M', a boy with a red cap is inside the 'A', and a boy with brown hair is inside the 'I'. A girl with orange hair is standing to the left of the 'M'. The entire title is enclosed in a dashed-line border.

NAME: \_\_\_\_\_

CLASS: \_\_\_\_\_

DATE: \_\_\_\_\_

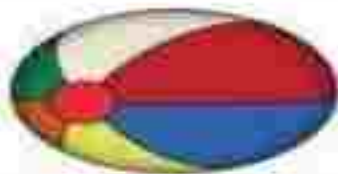
# BIG & SMALL

Color Big object with red and Small with blue.



<http://admission.blogspot.com>

# CIRCLE THE BIGGEST OBJECT



# CIRCLE THE SMALLEST





## LEARNING IS FUN

### Fun with shapes



**Note:** - Trace the shapes of different shaped things available at home like biscuits, blocks, sliced fruits (refer the picture given). Click the photo your child while doing this get it print on A-4 size sheet

### Fun with Pattern PROJECT



Take a piece of cardboard.  
Draw some patterns as given in the picture.  
Collect some decorative materials (bindi, stones, matchsticks etc) .Paste them on the given patterns.